

Demo Project


build status passing

Current Sprint

Sprint Planning

IN PROGRESS

1.o Add User Story Box in Sprint Planning Mode



▼ Show Description



✓ Complete

1.p JavaScript Pop-Up for more Details



▼ Show Description

✓ Complete

4.f Accuracy of Estimations



▼ Show Description



✓ Complete

SPRINT BACKLOG

Prepare a talk about Shoes

▼ Show Description



Start

We know that we can use Ruby for Web Applications...

1.o Add User Story Box in Sprint Pla...

4.f Accuracy of Estimations

SUSPENDED

2 (Priority)

2 (Estimation)

Description

Add user story box in sprint planning mode is used to create a new user story on the sprint planning page.

Participants



Show | Edit



✓ Complete

Partner

```
( Sometimes I wonder if I'm in my right )
( mind. Then it passes off and I'm as   )
( intelligent as ever.                  )
(                                       )
( -- Samuel Beckett, "Endgame"         )
```

```
-----
o
o
```

```
{~.~.~}
( Y )
()~*~()
( )-( )
```

```
tobi@speedy ~ $ cd github/shoes4/
```

```
Using /home/tobi/.rvm/gems/jruby-1.6.7 with gemset shoes
```

```
tobi@speedy ~/github/shoes4 $ rake spec
```

```
jruby --debug --1.9 -Ispec -S ./bin/rspec --tty spec/shoes/flow_spec.rb spec/shoes/sound_spec.rb spec/shoes/animation_spec.rb spec/shoes/oval_spec.rb spec/shoes/color_spec.rb spec/shoes/radio_spec.rb spec/shoes/button_spec.rb spec/shoes/shape_spec.rb spec/shoes/list_box_spec.rb spec/shoes/framework_learning_spec.rb spec/shoes/logger_spec.rb spec/shoes/line_spec.rb spec/shoes/element_methods_spec.rb spec/shoes/app_spec.rb spec/shoes/configuration_spec.rb spec/shoes/text_block_spec.rb spec/shoes/logger/log4j_spec.rb spec/shoes/logger/ruby_spec.rb
```

```
Shoes::Logger
```

```
.get
  retrieves a registered logger
.register
  allows new loggers to be registered
```

```
Shoes::Line
```

```
specified right-to-left, top-to-bottom
behaves like basic line
```

```
should be a kind of Shoes::Line
```

```
width
  should eq 90
```

```
height
  should eq 45
```

```
left
  should eq 10
```

```
top
  should eq 15
```

```
specified right-to-left, bottom-to-top
behaves like basic line
```

```
should be a kind of Shoes::Line
```

```
width
  should eq 90
```

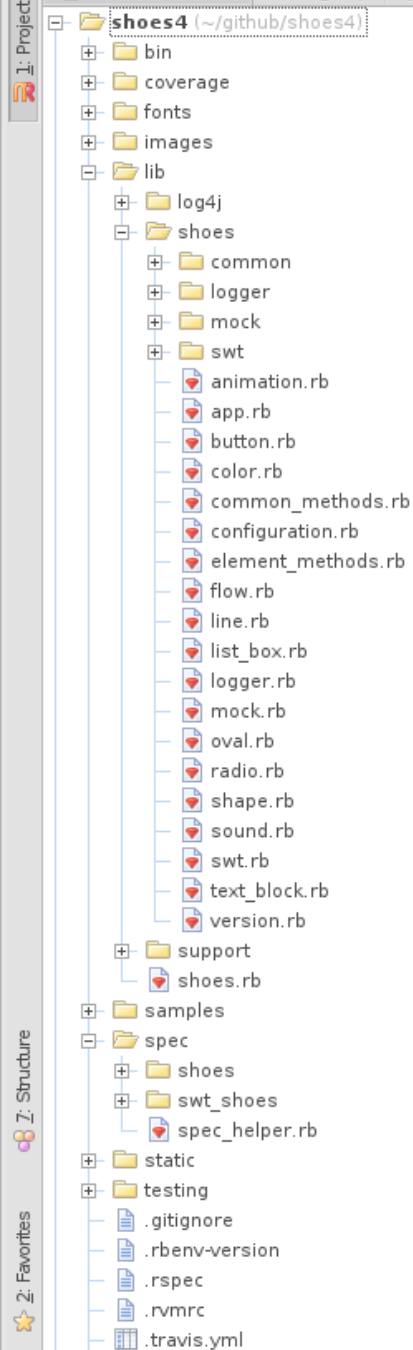
```
height
  should eq 45
```

```
left
  should eq 10
```

```
top
  should eq 15
```

```
created left-to-right, top-to-bottom
```

Or Console Applications...



```
1 require 'shoes/animation'
2 require 'shoes/sound'
3 require 'shoes/button'
4 require 'shoes/color'
5 require 'shoes/flow'
6 require 'shoes/line'
7 require 'shoes/oval'
8 require 'shoes/shape'
9 require 'shoes/text_block'
10 require 'shoes/list_box'
11 require 'shoes/radio'
12
13 module Shoes
14   # Methods for creating and manipulating Shoes elements
15   #
16   # Requirements
17   #
18   # Including classes must provide:
19   #
20   # @style - a hash of styles
21   module ElementMethods
22     #def stack(opts={}, &blk)
23     # tstack = Stack.new(opts)
24     # layout(tstack, &blk)
25     #end
26
27     def radio(opts = {}, &blk)
28       opts.merge! :app => @app
29       Shoes::Radio.new(self, opts, blk)
30     end
31
32     def list_box(opts = {}, &blk)
33       opts.merge! :app => @app
34       Shoes::List_box.new(self, opts, blk)
35     end
36
37     def flow(opts = {}, &blk)
38       opts.merge! :app => @app
39       swt_flow = Shoes::Flow.new(self, opts, blk)
40     end
41
42     def button(text, opts={}, &blk)
43       opts.merge! :app => @app
44       button = Shoes::Button.new(self, text, opts, blk)
45       #@elements[button.to_s] = button
46       #button
47     end
48
49     # Creates an animation that runs the given block of code.
50     #
51     # @overload animate &blk
52     # @param [Proc] blk Code to run for each animation frame
```

What about GUI Applications?



Shoes **is awesome!**

Tobias Pfeiffer
@PragTob
pragtob.wordpress.com



No!

Isn't shoes dead?



I ♥ Shoes

Applications



Hackety Hack

Programs Samples

Check out the Hackety Hack Tour to get started!

en! %
7-03
ngtone, I'd
one. :-)
: I now hav
ne-ass today
t
y keyboard
e Animator
ailsCasts
else wants
[Go to Tweet](#)
log in to
Quora.
and how
cIn7olVT
ing? Tips
-07-03

Let's Dance

20:44:20 +0200 [Go to Tweet](#)

Tobias Pfeiffer: @nbeet ThoughtWorks :-| 2012-07-03 20:41:26

Button



```
Shoes.app do
  button "Click me!" do
    alert "Good job!"
  end
end
```



Image




```
Shoes.app width: 270, height: 610 do
  image "http://www.rug-b.de/Images/
        Rug-b-ruby-user-grouperberlin.jpg",
        click: "http://www.rug-b.de/"
end
```



Background & gradient



```
Shoes.app do  
  background gradient("#0F0", "#00F")  
end
```

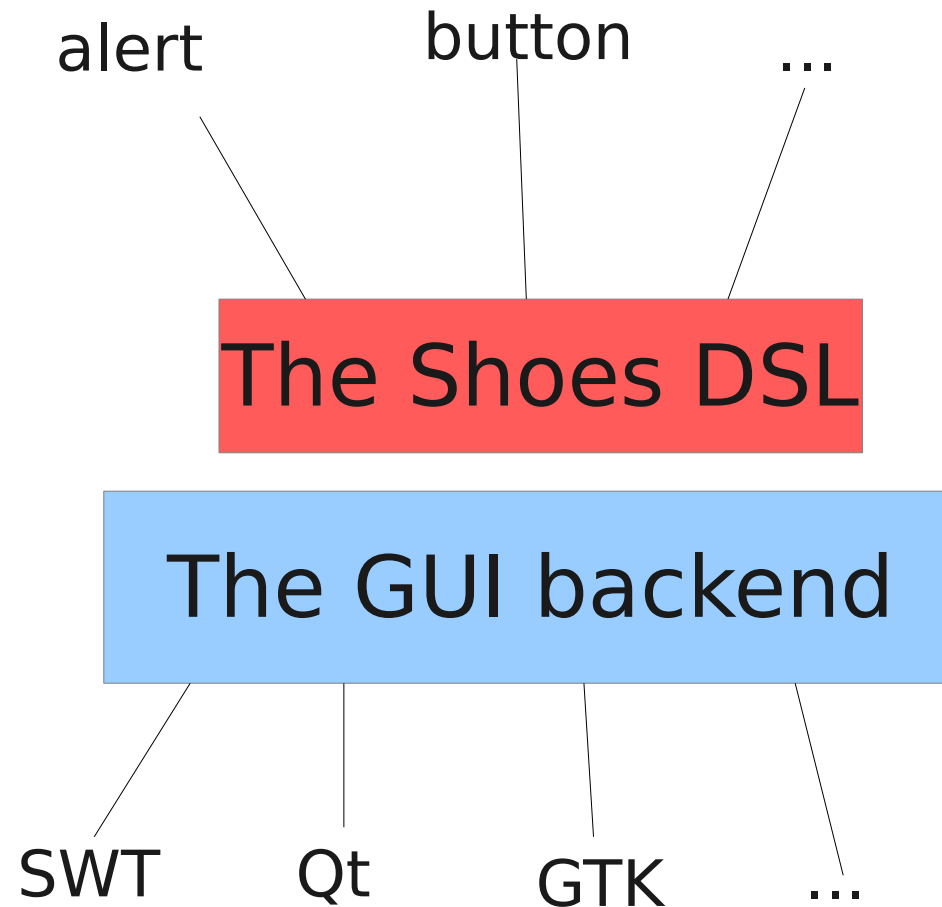


Shoes 4



- Concentrate efforts on one implementation
- Make the gui backend pluggable
- TDD implementation

The pluggable backend





Demo

rake samples

Further information



- <http://shoesrb.com>
- <http://shoesrb.com/manual/Hello.html>
- shoes@librelist.com
- #shoes on freenode
- @shooooesrb
- <http://github.com/shoes/shoes4> ← We could use some help!
- [The Return of Shoes](#) by Steve Klabnik
- [Nobody Knows Shoes](#) by [_why](#)



Shoes on!

Tobias Pfeiffer
[@PragTob](#)